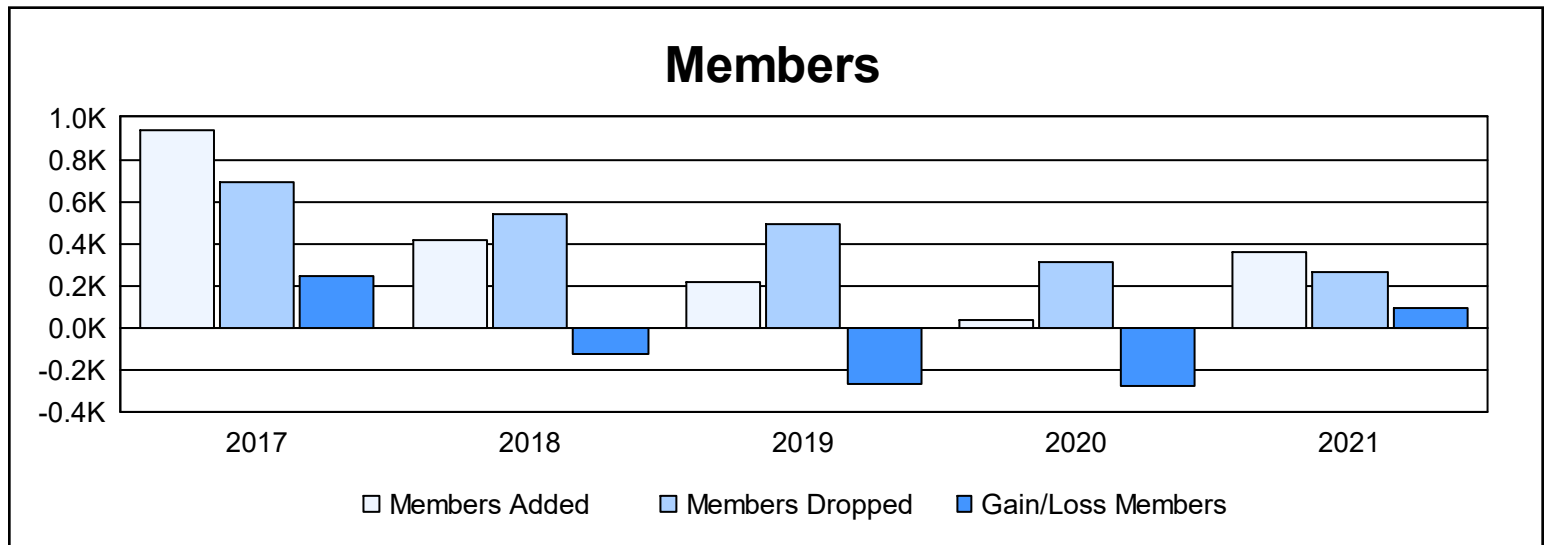
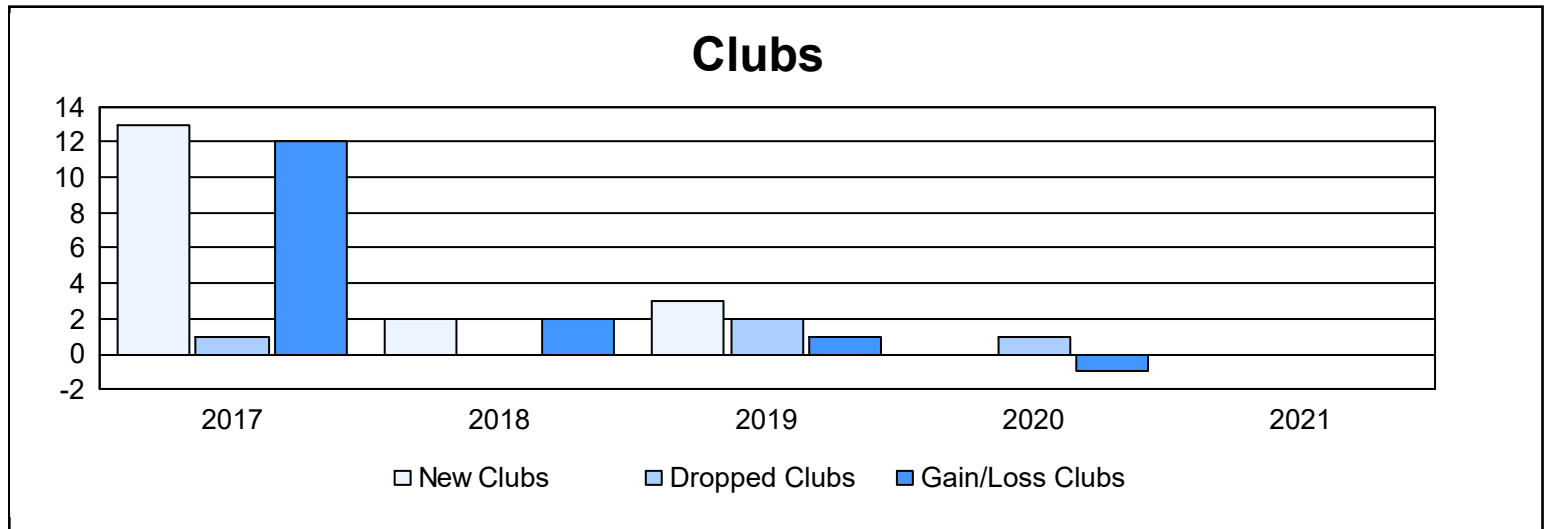
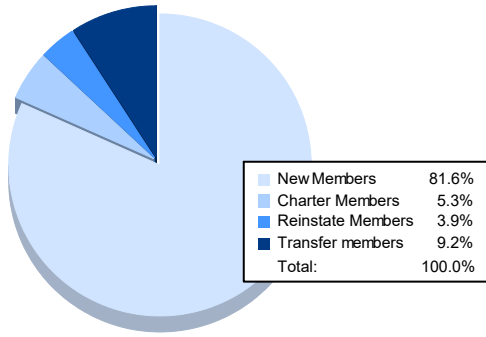


Year	New Clubs	Dropped Clubs	Gain/ Loss Clubs	New Members	Charter Members	Reinstate Members	Transfer Members	Total Member Added	Total Members Dropped	Gain/ Loss Members
2016-2017	13	1	12	468	429	20	18	935	692	243
2017-2018	2	0	2	264	124	12	15	415	542	-127
2018-2019	3	2	1	81	108	7	21	217	489	-272
2019-2020	0	1	-1	0	17	2	19	38	312	-274
2020-2021	0	0	0	293	19	14	33	359	265	94
<b>Average</b>	<b>4</b>	<b>1</b>	<b>3</b>	<b>221</b>	<b>139</b>	<b>11</b>	<b>21</b>	<b>393</b>	<b>460</b>	<b>-67</b>



### Membership Composition June 2021 Cumulative



### Gender Composition June 2021 Cumulative

